



1.1



1.2



1.3





1.


YS „éw

1.17

1.1

--	--	--

1. 21



1.23

_____	_____
_____	_____
_____	_____
_____	_____

1.24

1.25

_____	_____
_____	_____
_____	_____
_____	_____

1.27

+

€ √ √ √

€ √ √ > | 9

1.30

--	--	--	--	--

_____	_____
_____	_____
_____	_____
_____	_____

--	--

1.31

1.32

_____	_____
_____	_____
_____	_____
_____	_____

--	--	--

_____	_____
_____	_____
_____	_____
_____	_____

1.34

_____ _____ _____ _____	_____ _____ _____ _____
----------------------------------	----------------------------------


1.36

_____	_____
_____	_____
_____	_____
_____	_____

1.37

--

1.3



2.1

3

,

3

,

2.4

3

,

2.6

,

ନି' ଶେଷରେ

2.11

2.13

3

,

2. 14

,

2. 16

3

,

--	--	--

2.1

3

,

2.1

,

3.2

(%)

201 4

(%)

(%)

(%)

3.6 201 5 2

3.7



3.13

()	9331			8026			86.01%
							9317

1							
2							
3							
4							
5							
6							
7							
8							
9							
10							



Ö.



12,000.00

3.1 1 201

	1	2	3	4	Total
					2,716,772.00
					1,336,510.96
					1,380,261.04
	52.11%	50.50%	50.69%	49.58%	50.81%
					152,206.32
					1,053,081.00
					868,612.00
					179,152.00
					5,317.00
	110,277.73	(8,303.07)	13,557.61	59,441.45	174,973.72
					0.00
					0.00
					0.00
					0.00
					0.00
					0.00
	110,277.73	(8,303.07)	13,557.61	59,441.45	174,973.72
					36,000.00
	101,277.73	(17,303.07)	4,557.61	50,441.45	138,973.72
	11.35%	-3.92%	0.77%	6.40%	5.12%

--	--	--

--	--

--	--	--

--	--	--

6	1	50	2000

--	--	--

